



**Livestock & Meat Advisory Council**

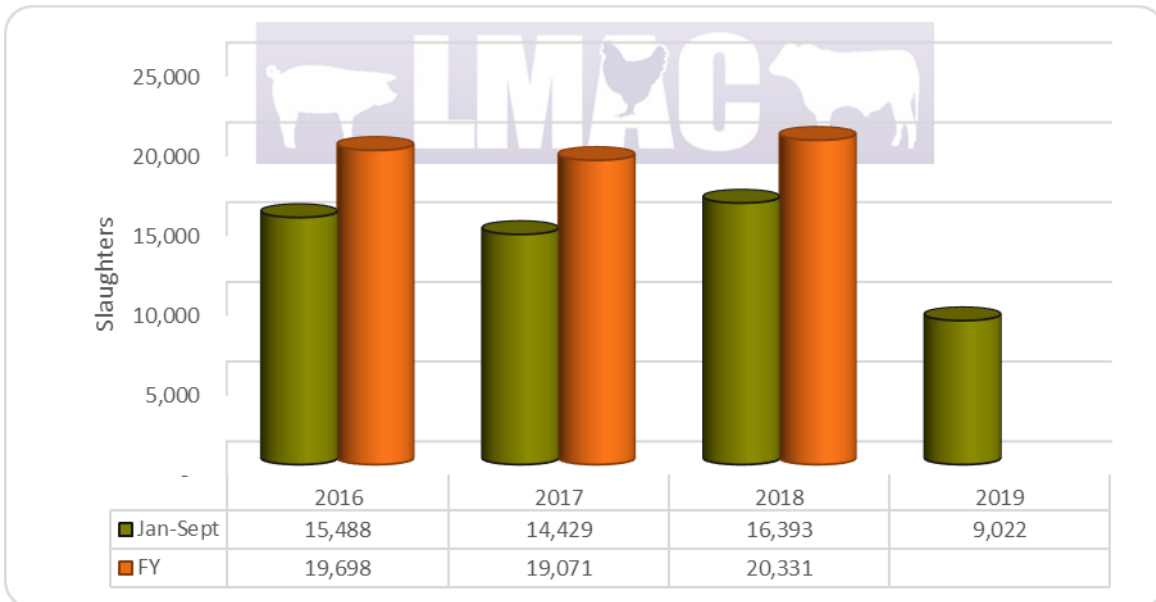
Exhibition Park, Samora Machel Ave West, P O Box BE 209, Belvedere, Harare  
**Phone:** +263 (24) 2756 600, 2772 915, 2777 391      **Email:** [admin@lit.co.zw](mailto:admin@lit.co.zw)

**Market Watch Third Quarter 2019**

**Goat Sector**

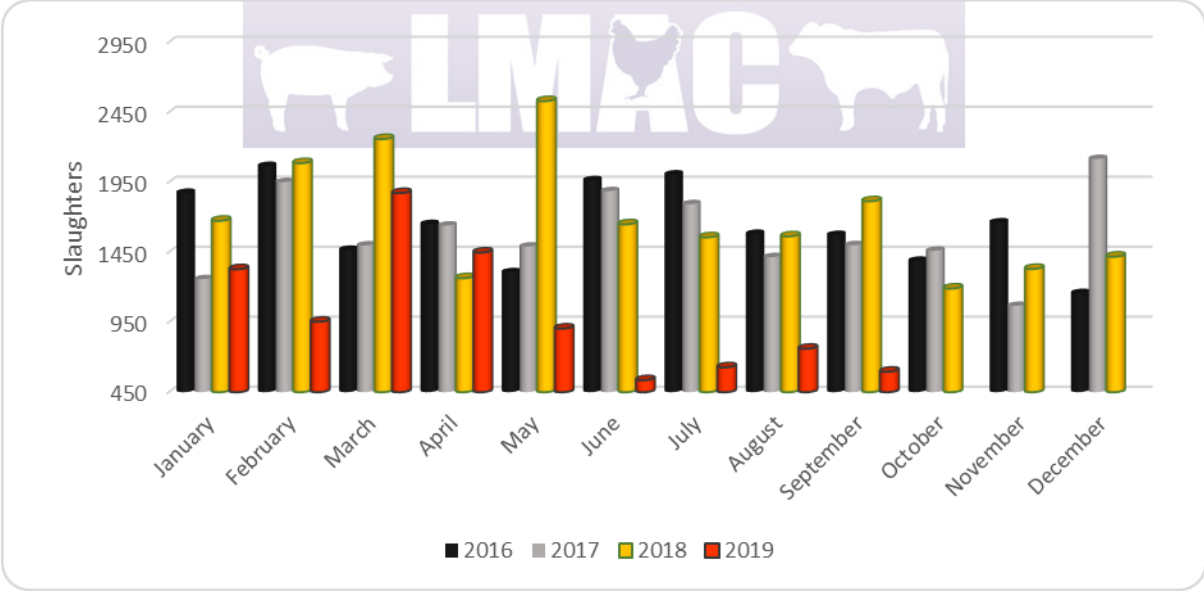
Total goat slaughters at abattoirs monitored by the Department of Crop and Livestock for the first nine months of 2019 was 9,022 head, a decrease of 37 and 45% over the same period in 2017 and 2018, respectively.

Average monthly slaughters for the first half of 2019 was 1,002 head when compared to 2018 that averaged 1,821 head.



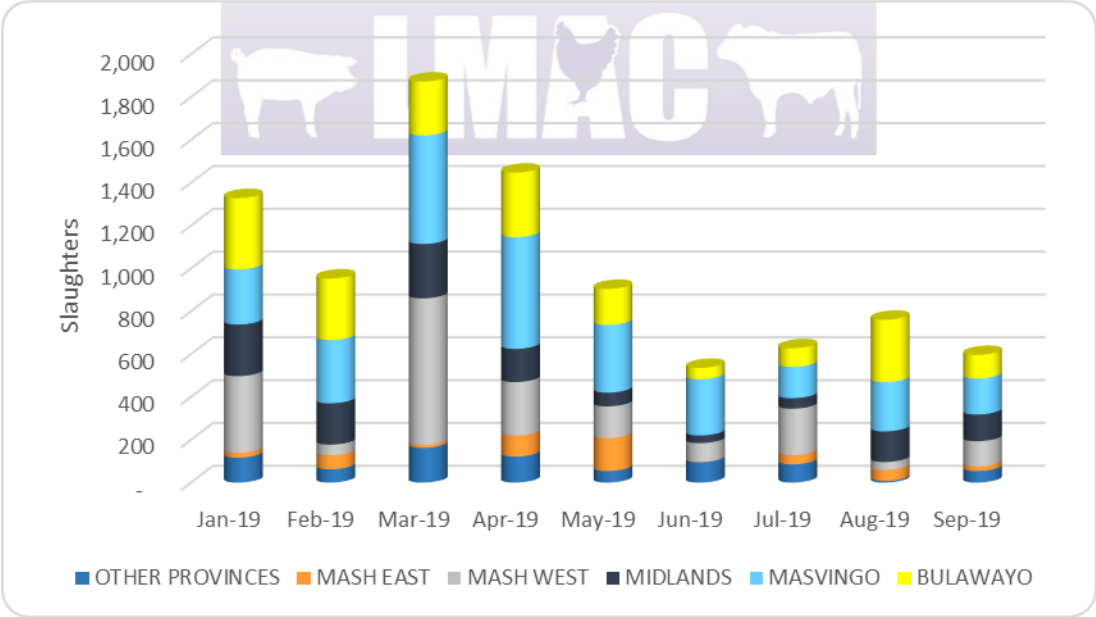
**Cumulative Goat Slaughters, 2016 – September 2019**

June recorded the lowest number of goat slaughters at 535 head, while March registered the highest number of slaughters at 1,872 head.



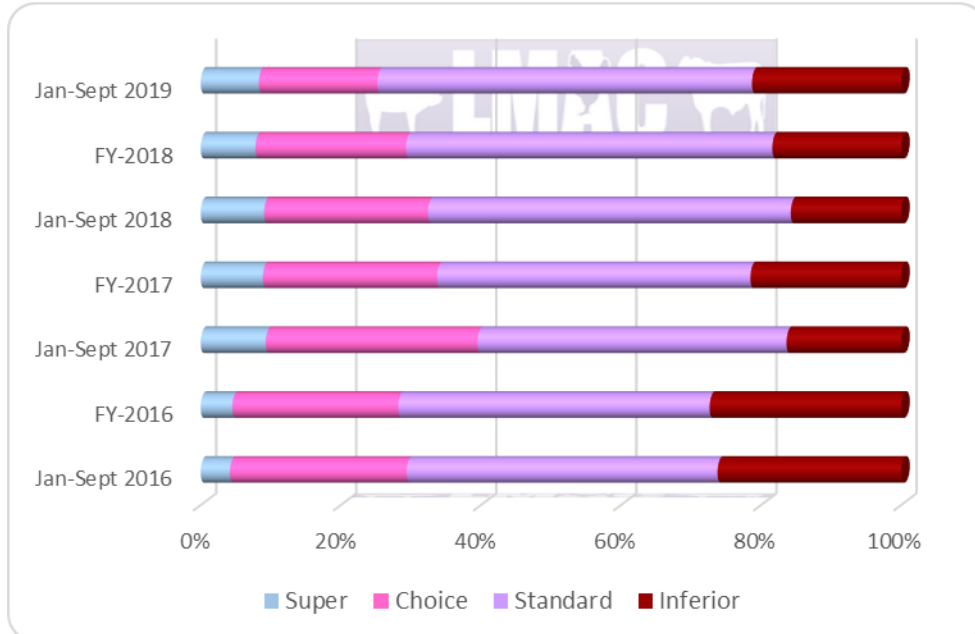
**Monthly Goat Slaughters, 2016 – 2019**

Monthly goat slaughter patterns continue to reflect the volatility among provinces and may reflect the subsistence nature that govern offtake patterns in different areas and the low number of slaughters captured by formal abattoirs as a percentage of total slaughters. Masvingo and both Mashonaland West and Bulawayo made up 30 and 22% of total national slaughters in September 2019.



**Monthly National Slaughters by Province, January – September 2019**

The graph below illustrates the breakdown in the quality of goats slaughtered through formal abattoirs. From January to September 2019, goat Super accounted for 8% of total slaughters, steady growth from 2016 of just 3%. This trend can be contrasted with the decrease in goat Inferior as a percentage of total goat meat.



**Proportionate Goat Slaughters by Grade, 2016 – September 2019**