




# Bush Dairy

Milking the system



# Bush Dairy

## Getting started

- Select hardy, docile beef cattle (Tuli tested)
  - These cows are put to dairy bulls (Red Dane Tested)
  - F1 calves are reared as normal in the ranch
  - Steers fed in feed lot
  - At 14 months Heifers bred to F1 (T-REX) bulls or pure dairy
  - Calve the T- Rex Heifers down just before the rains.
- 



# Bush Dairy Management

- Get the heifers ready for milking in the bush dairy by feeding them in the dairy for 2 months before calving
- Train milkers. 1 milker / 10 to 12 cows
- Seasonal calving / Calve October
- Milked for 240 days / dried end of May
- Dry for 4 months
- Feed at 500g to 750g of 20% dairy meal per ltr of milk produced
- Supplement hay or silage before and after best grass growth.



# Bush dairy calf rearing

- Leave with mother for 2 days to ensure colostrum intake
- Day three place in M.A.R.S pen.
- 2 ltr twice per day for 60 days
- Plenty quality calf meal and hay.
- Move pen twice per day
- After weaning kept in MARS pens until 5 months.
- 5 months moved to large groups in bush



# Comparing Ranching, Bush Dairy and Intensive Dairy



# Ranching

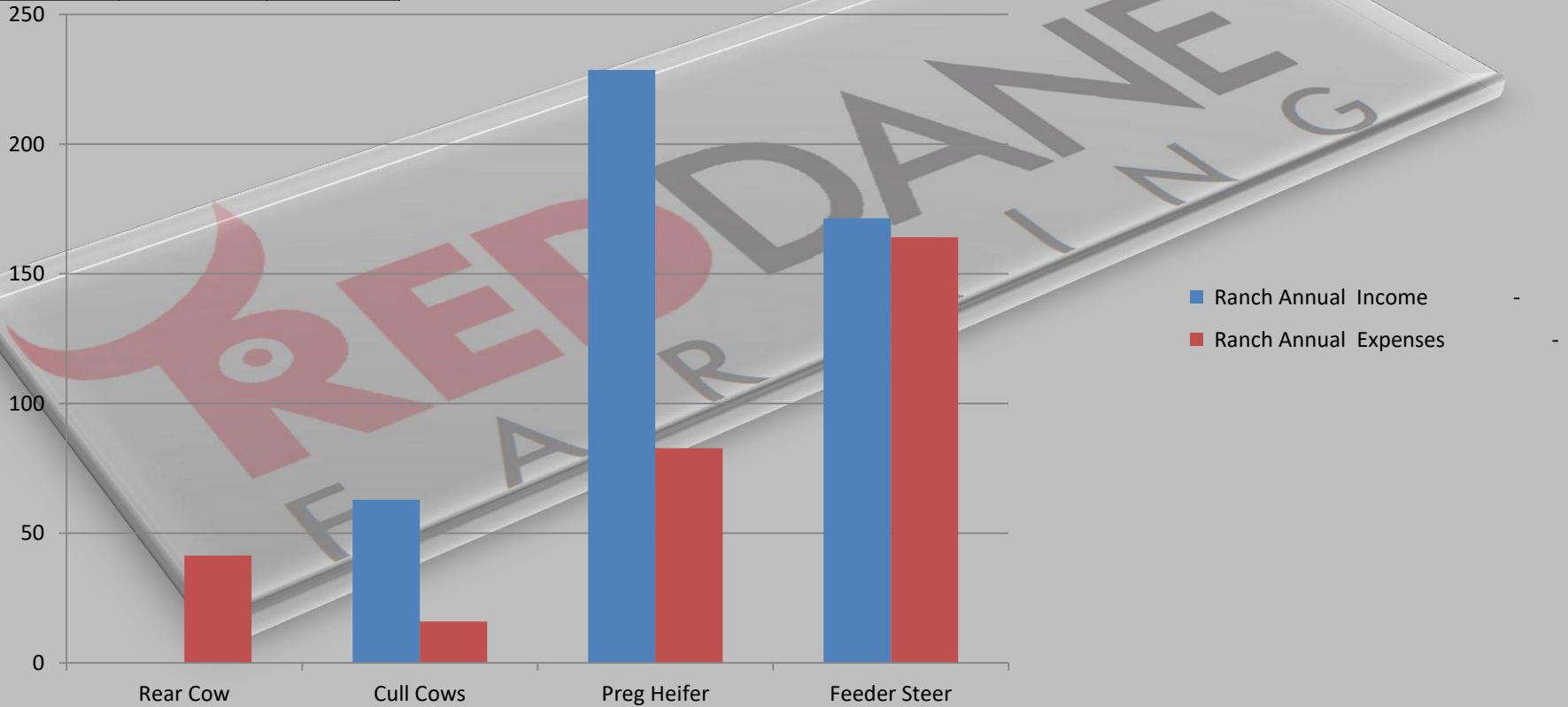


# Average Yearly Costing For A Ranch

## Cow 7 year life span

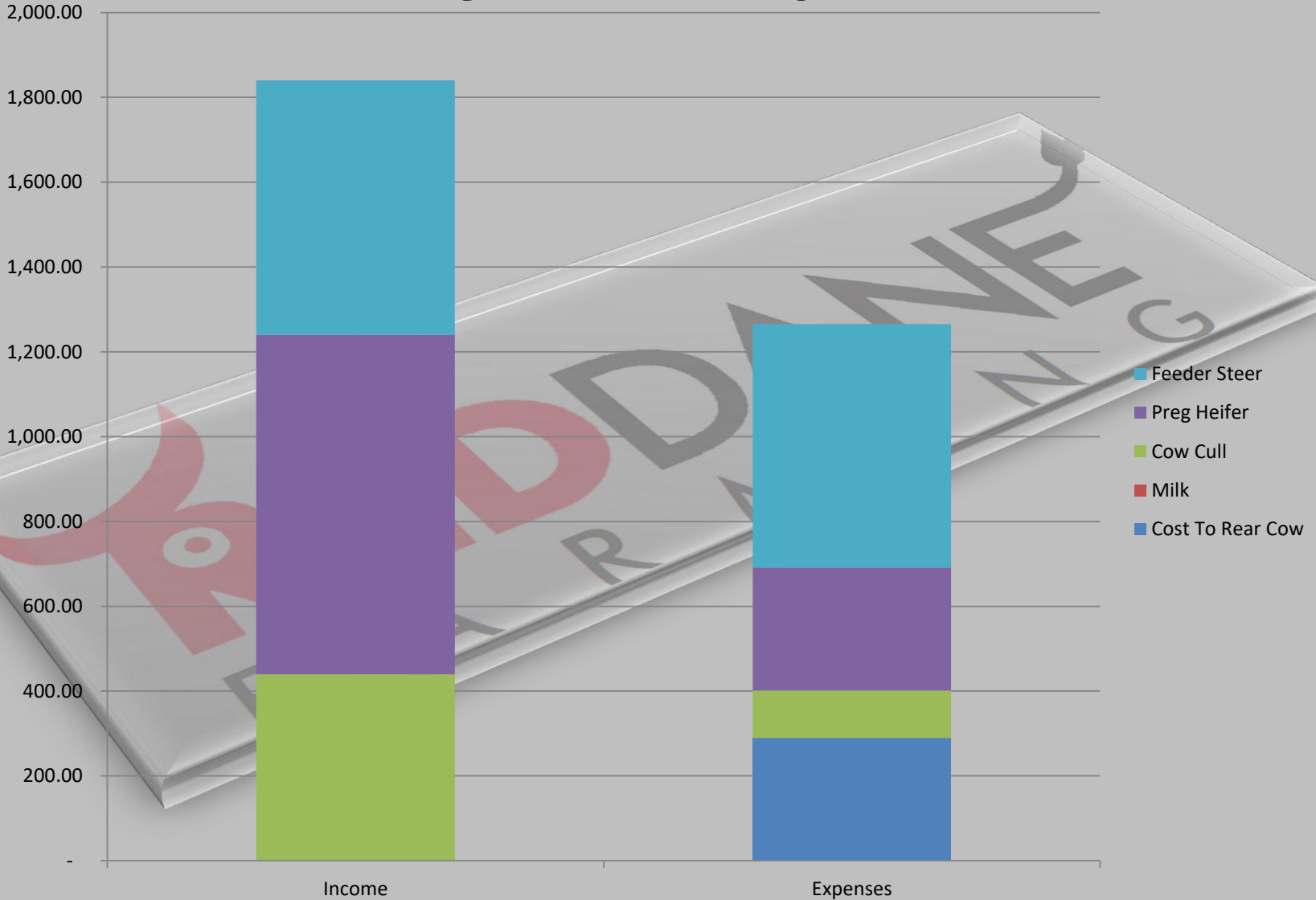
Ranch Annual		
	Income	Expenses
Milk	-	-
Rear Cow	0	41.37
Cull Cows	62.86	16
Preg Heifer	228.57	82.74
Feeder Steer	171.43	164.04
<b>Total</b>	<b>462.86</b>	<b>304.15</b>

	\$	%
Gross Profit	158.71	52



# Average Lifetime Costing For A Ranch Cow

## 7 year life span





# Bush Dairy (T-REX F1)

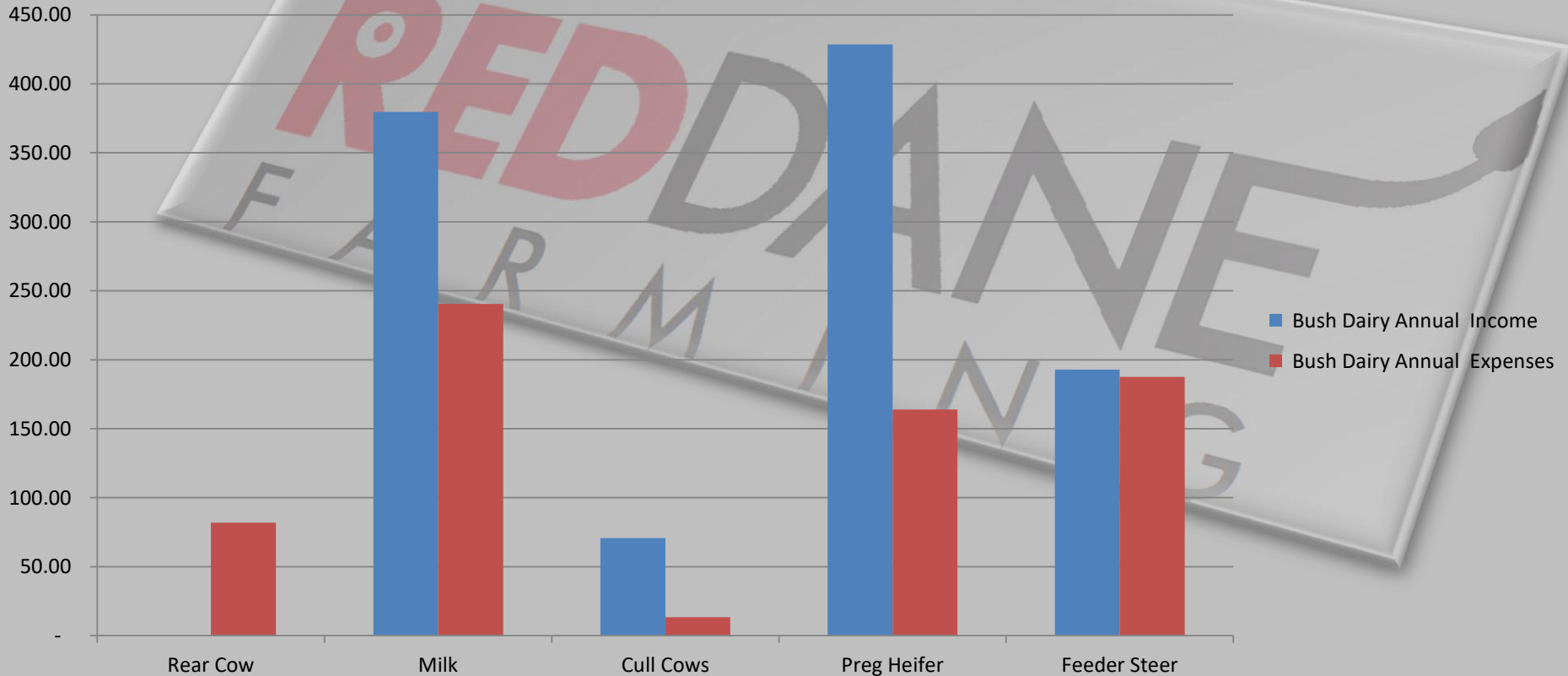


# Yearly Costing For A Bush Dairy Cow

## 7 Years Life Span

Bush Dairy Annual		
	Income	Expenses
Rear Cow	-	81.92
Milk	379.60	240.47
Cull Cows	70.71	13.29
Preg Heifer	428.57	163.84
Feeder Steer	192.86	187.68
<b>Total</b>	<b>1,071.74</b>	<b>687.20</b>

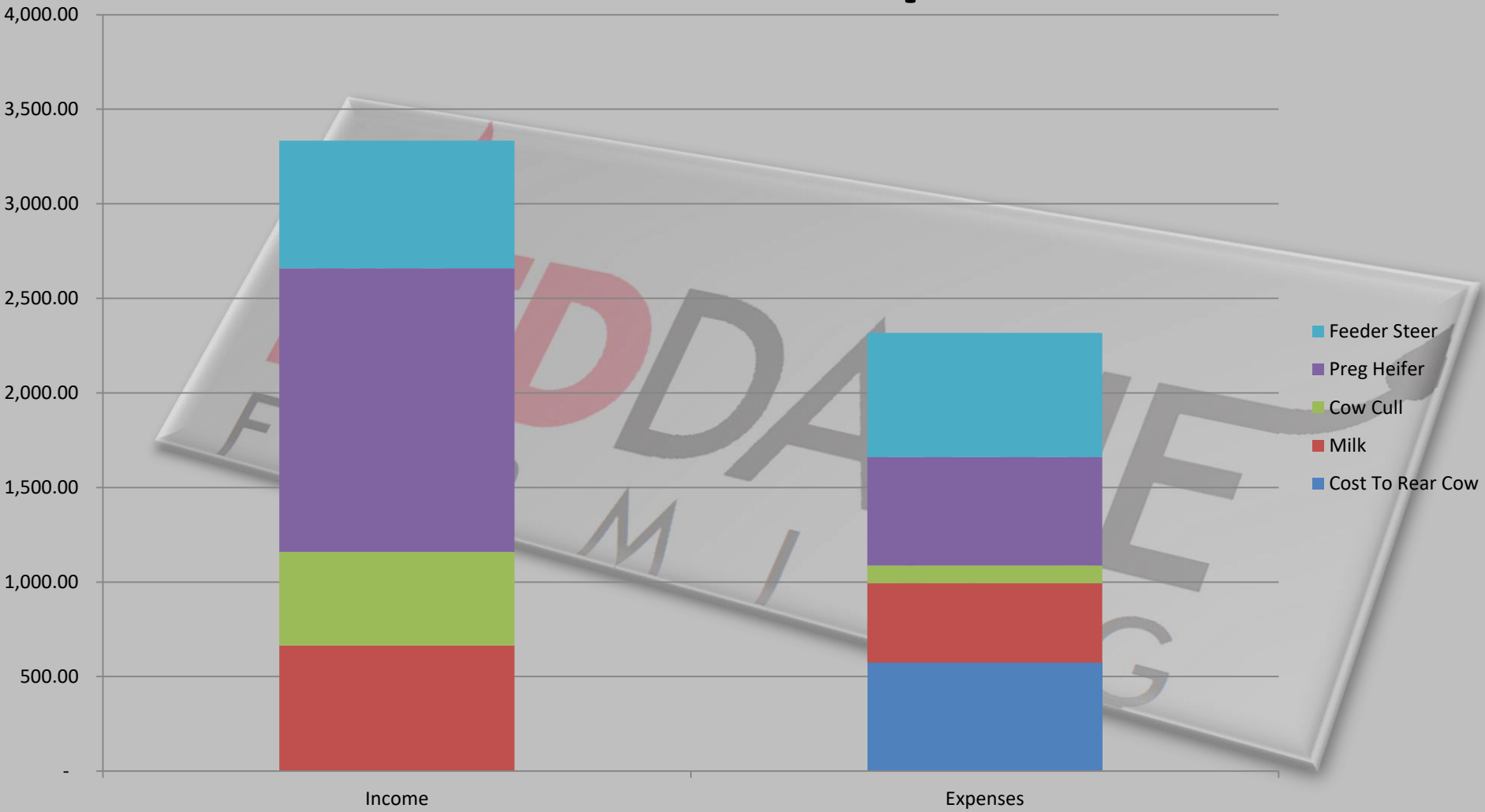
	\$	%
Gross Profit	384.54	56





# Lifetime Costing For A Bush Dairy Cow

## 7 Years Life Span



# Intensive Dairy



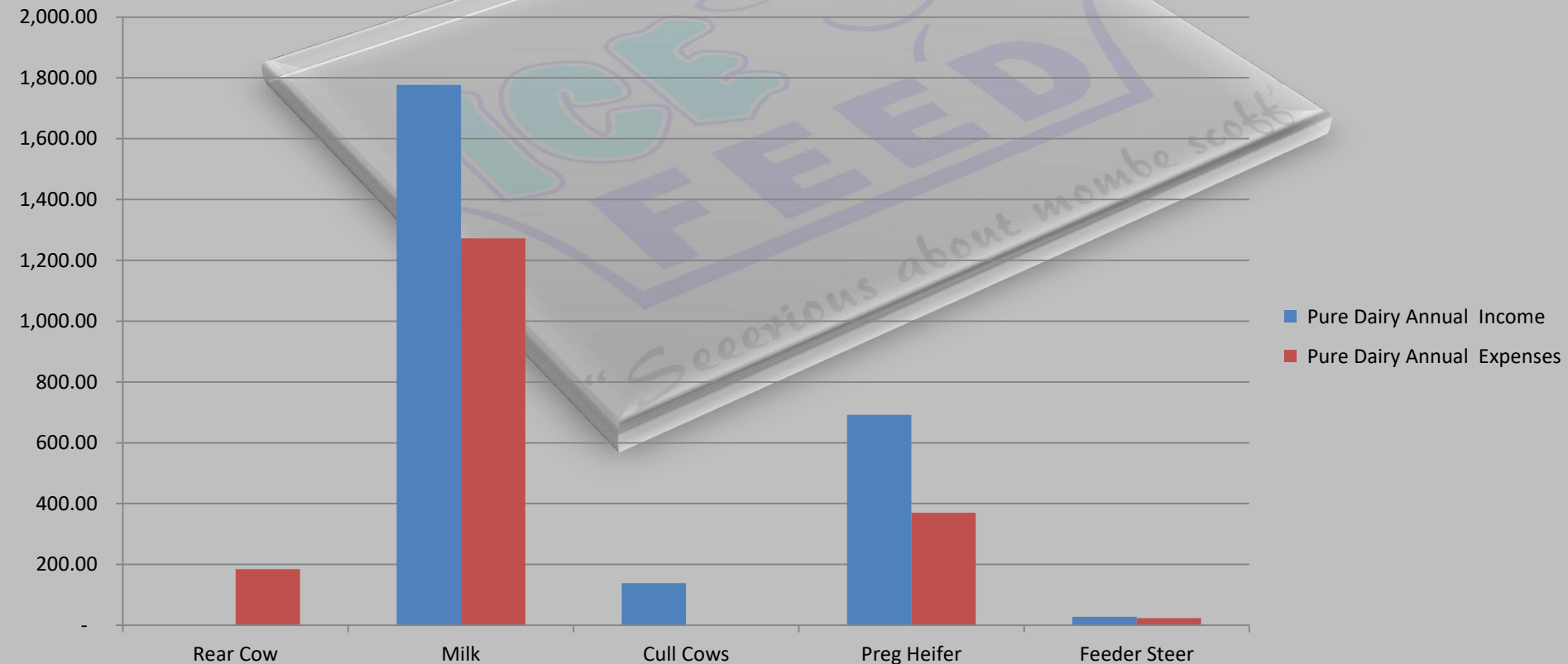


# Yearly Costing For Intensive Dairy Cow

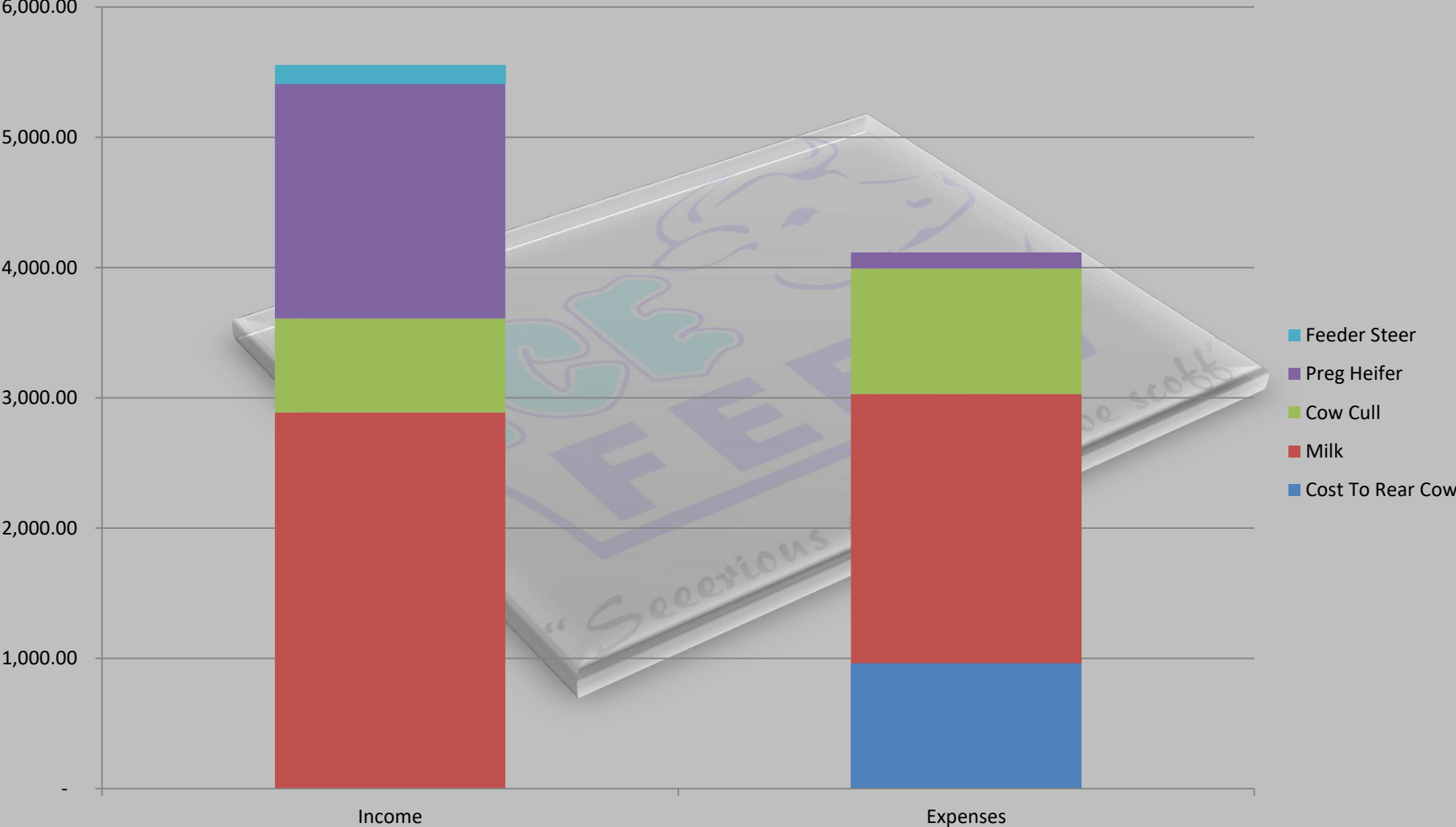
## 5.2 Year Life Span

Pure Dairy Annual		
	Income	Expenses
Rear Cow		185.07
Milk	1,777.23	1,272.12
Cull Cows	138.46	
Preg Heifer	692.31	370.15
Feeder Steer	27.69	23.66
<b>Total</b>	<b>2,635.69</b>	<b>1,851.00</b>

	\$	%
Gross Profit	784.69	42



# Lifetime Costing For Intensive Dairy Cow 5.2 Year Life Span





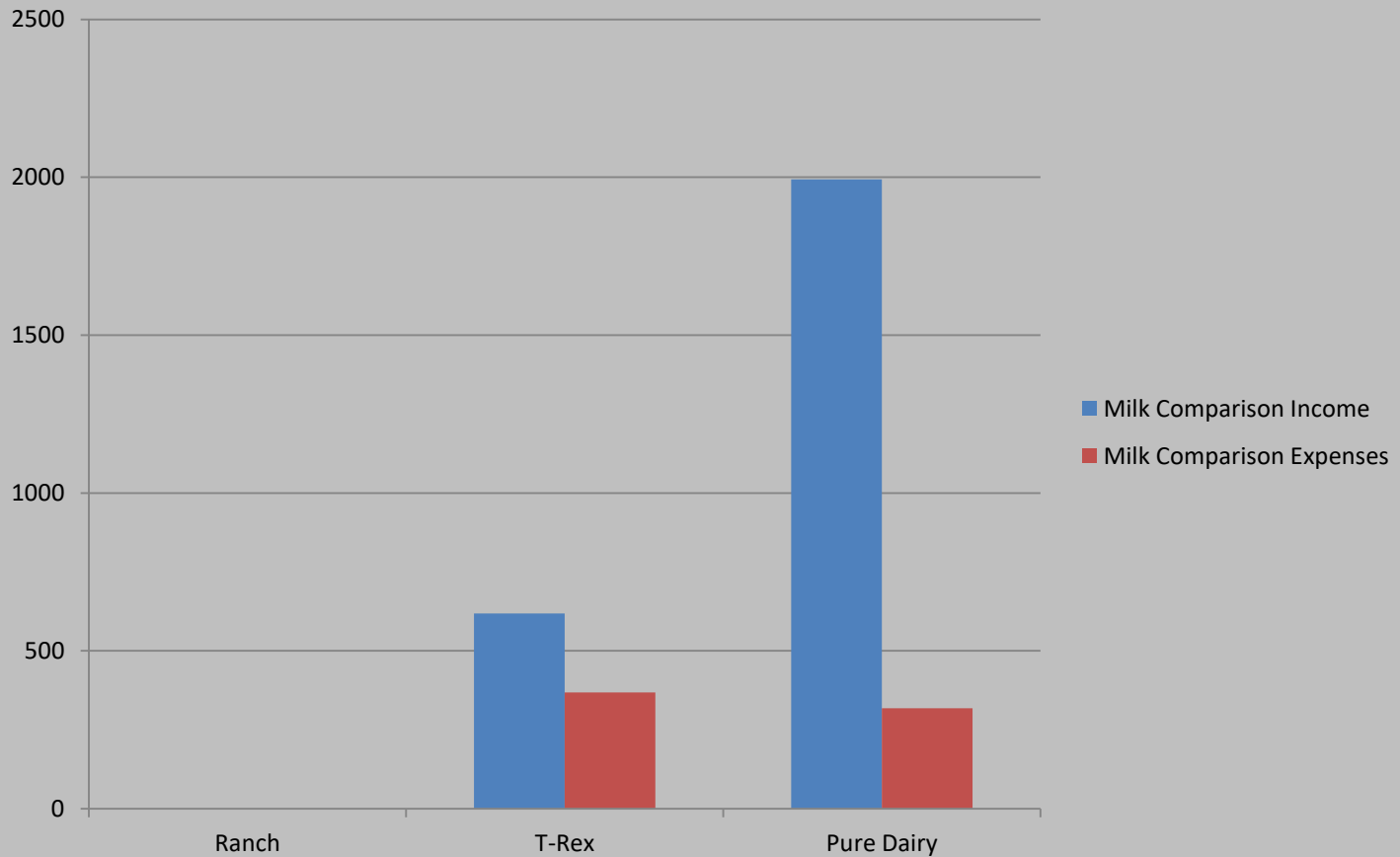
# Yearly Costings - Comparison

	Income	Expenses	Profit
Ranch	462.86	304.15	158.71
T-Rex	1,071.74	687.20	384.54
Pure Dairy	2,635.69	1,851.00	784.69



# Milk Comparison

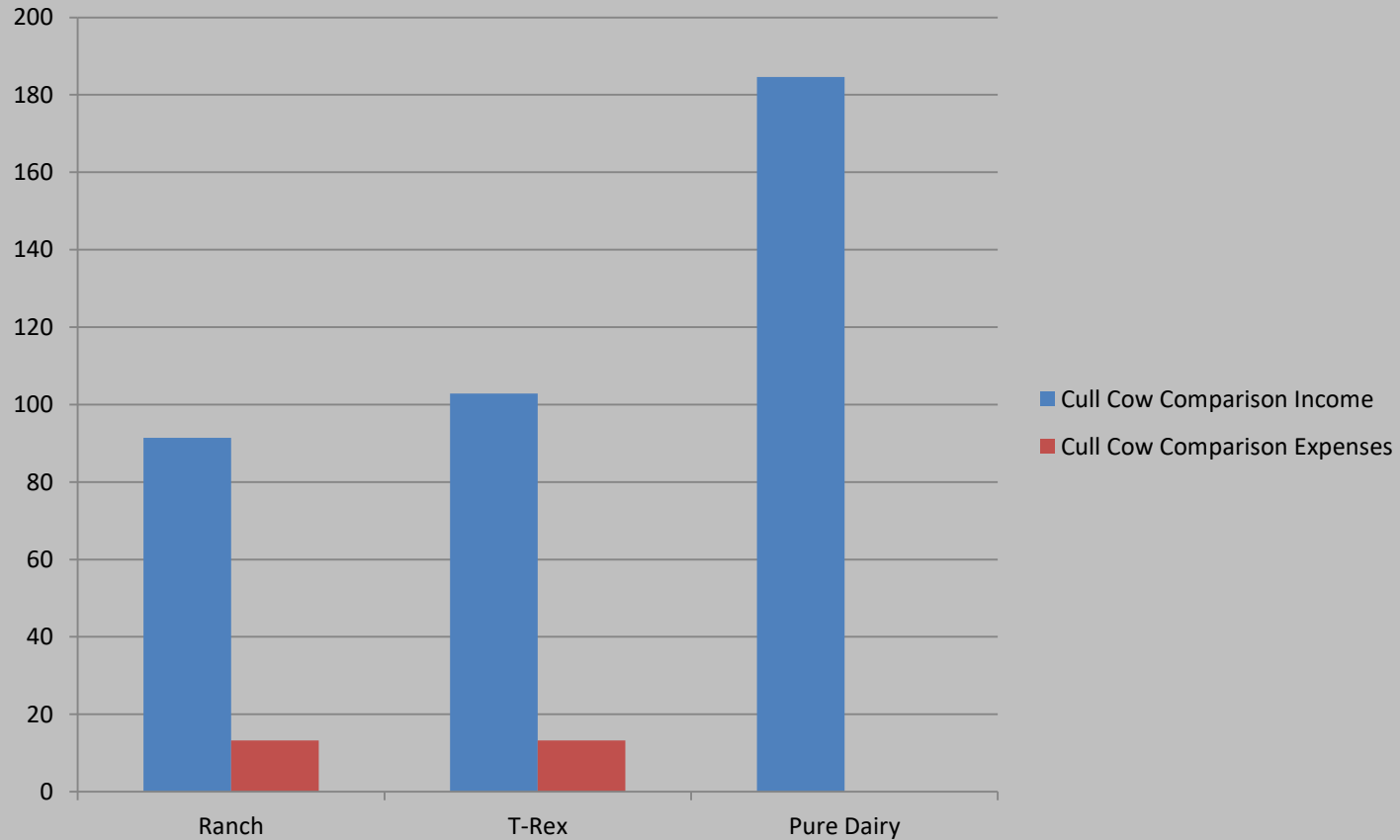
Milk Comparison		
	Income	Expenses
Ranch		
T-Rex	379	240
Pure Dairy	1777	1272





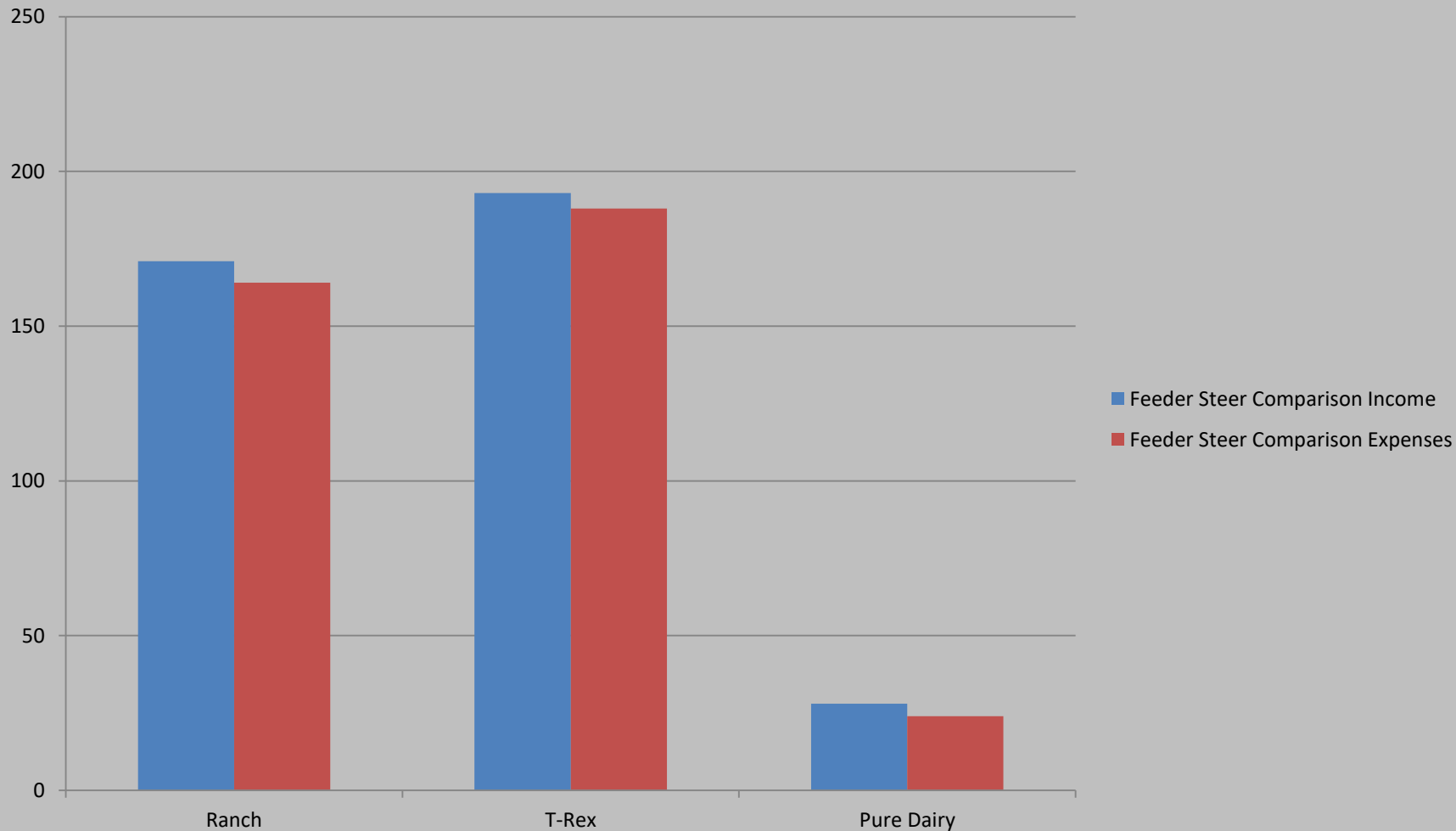
# Cull Cow Comparison

Cull Cow Comparison		
	Income	Expenses
Ranch	62	16
T-Rex	70	13
Pure Dairy	138	



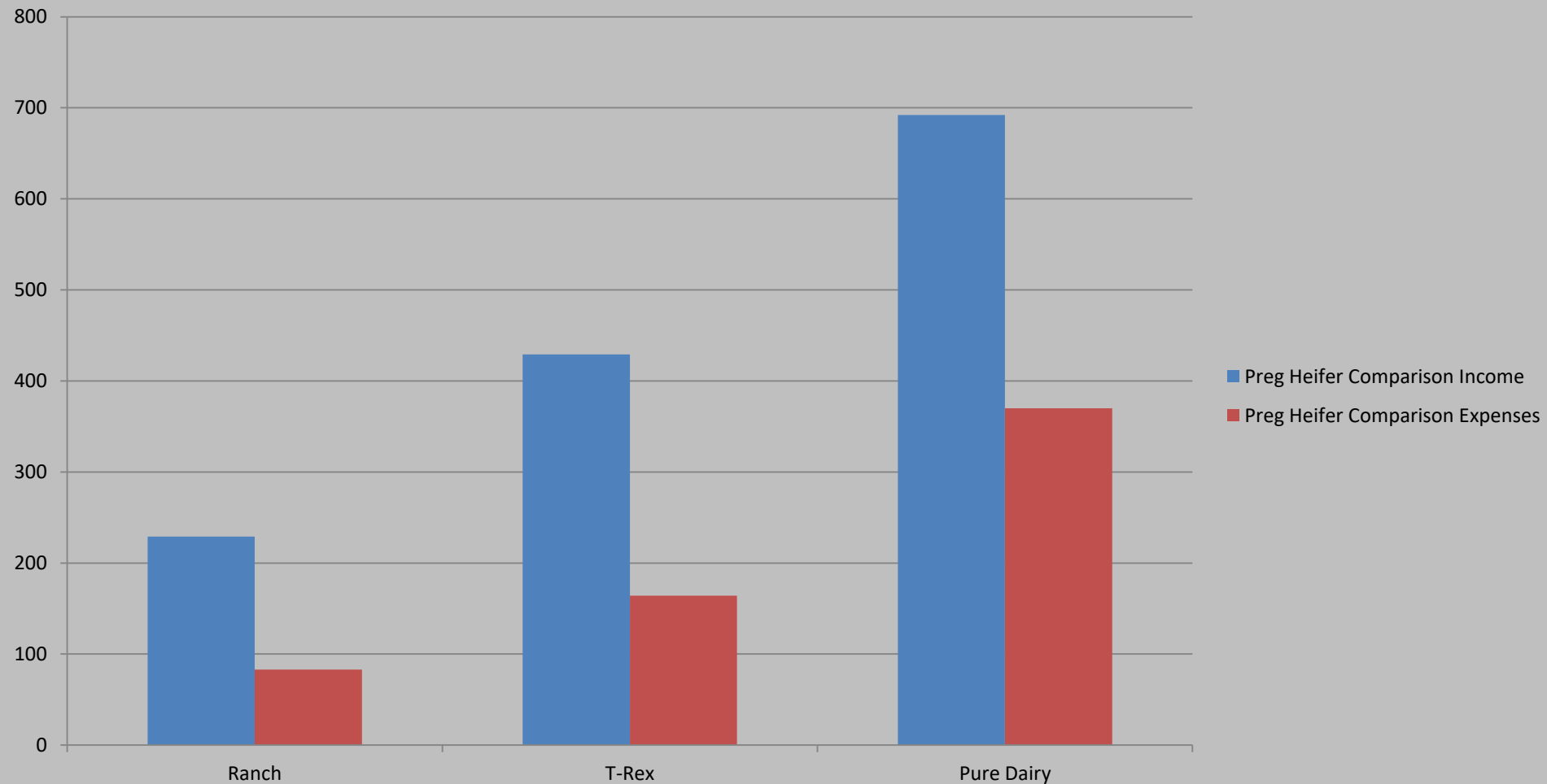
# Feeder Steer Comparison

Feeder Steer Comparison		
	Income	Expenses
Ranch	171	164
T-Rex	193	188
Pure Dairy	28	24



# Pregnant Heifer Comparison

Preg Heifer Comparison		
	Income	Expenses
Ranch	229	83
T-Rex	429	164
Pure Dairy	692	370





# Yearly Costings - Summary

	Ranch	T-REX	Pure Dairy
<b>Milk</b>		<b>380</b>	<b>1777</b>
<b>Cull Cow</b>	<b>62</b>	<b>71</b>	<b>138</b>
<b>Preg Heifer</b>	<b>228</b>	<b>429</b>	<b>692</b>
<b>Feeder Steer</b>	<b>171</b>	<b>193</b>	<b>28</b>
<b>Total Income</b>	<b>462</b>	<b>1072</b>	<b>2636</b>
<b>Cost To Rear Cow</b>	<b>41</b>	<b>82</b>	<b>185</b>
<b>Milk</b>		<b>240</b>	<b>1272</b>
<b>Cull Cow</b>	<b>16</b>	<b>13</b>	
<b>Preg Heifer</b>	<b>83</b>	<b>164</b>	<b>370</b>
<b>Feeder Steer</b>	<b>164</b>	<b>187</b>	<b>24</b>
<b>Total Costs</b>	<b>304</b>	<b>687</b>	<b>1851</b>
<b>Gross profit</b>	<b>304</b>	<b>687</b>	<b>785</b>
<b>Profit %</b>	<b>52%</b>	<b>56%</b>	<b>42%</b>

# Lifetime Costings

	Tuli	#/Life
<b>Income Per Calf</b>		
<b>Life Years</b>		7
<b>Milk</b>	-	0
<b>Cow Cull</b>	440.00	1
<b>Preg Heifer</b>	800.00	2
<b>Feeder Steer</b>	600.00	2
<b>Total Income</b>	1,840.00	
<b>Cost Per Calf</b>		
<b>Cost To Rear Cow</b>	289.58	1
<b>Milk</b>	-	0
<b>Cow Cull</b>	112.00	1
<b>Preg Heifer</b>	289.58	2
<b>Feeder Steer</b>	574.15	2
<b>Total Costs</b>	1,265.31	
<b>Gross Profit</b>	574.69	

T-REX	#/Life
	7
664.30	4
495.00	1
1,500.00	2
675.00	2
3,334.30	
573.43	1
420.82	4
93.00	1
573.43	2
656.88	2
2,317.56	
1,016.74	

Pure Dairy	#/Life
	5.2
2,888.00	3.2
720.00	1
1,800.00	2
144.00	1
5,552.00	
962.38	1
2,067.20	3.2
962.38	1
123.01	2
	1
4,114.97	
1,437.03	